


Intent, Implementation and Impact

Move Statement of Intent

Move offers a coherently planned sequence of lessons to help teachers ensure they have progressively covered the requirements of the PE National Curriculum. The Twinkl Move scheme of work ensures that children have a varied and well mapped out PE curriculum. It provides the opportunity for progression across the full breadth of the PE National Curriculum for KS1 and KS2 for both indoor and outdoor PE. This progression is clearly identified on progression maps and each lesson has been carefully planned to match these. In KS1, the focus of the PE curriculum is on the development of the fundamental skills that will be built upon in KS2 when they are applied in specific sports. At Twinkl Move, it is our intention to develop a lifelong love of physical activity, sport and PE in all young people. We aim to help ensure a positive and healthy physical and mental outlook in the future and help young people to develop essential skills like leadership and teamwork. Within each lesson, we strive to give every child the opportunity to develop skills in PE, consider the impact on their health and fitness, compete/perform and evaluate. These elements are always clearly identified both in lesson plans and on progression maps. All lessons are carefully differentiated which helps to ensure that learning is as tailored and inclusive as possible. It is also the intention of Twinkl Move to ensure that every child has access to at least 60 minutes of physical activity every day.



assess the different levels of understanding at various points in the lesson and also allow time to recap concepts where necessary, helping to embed learning. Formative assessments are supported through the inclusion of assessment grids on lesson plans where notes can be recorded to show different children's achievements and where challenge or support is required in future lessons. PE learning journeys are intended to show a personal formative record from the child's perspective. A more formal summative assessment spreadsheet is included to help monitor the impact against National Curriculum aims. Move includes resources specifically aimed at ensuring all children have access to at least 60 minutes of physical activity every day. The Daily Move provides a fun, regular 15-minute exercise plan, home learning tasks that are designed to encourage physical activity for 15 minutes at home each day and active break resources aimed to break up sedentary learning time.



Move Implementation

Our detailed lesson plans ensure that all teachers are equipped with the secure subject knowledge required to deliver modern, high-quality teaching and learning opportunities for all areas of the PE National Curriculum. Technical glossaries, skills posters and adult guidance support teachers in their subject knowledge, allowing them to share technical vocabulary and skills clearly, confidently and concisely. Our overarching aim is for teachers to have the knowledge and skills they need to feel confident in teaching all areas of PE, regardless of their main areas of expertise. Lessons are planned alongside subject-specific progression maps to ensure that children are given the opportunity to practise existing skills and also build on these to develop new or more advanced skills. There is a structure to the lesson sequence whereby prior learning is always considered and opportunities for revision and practise are built into lessons. However, this is not to say that this structure should be followed rigidly: it allows for this revision to become part of good practice and ultimately helps build depth to the children's knowledge, skills and understanding in PE. Interwoven into the teaching sequence are key assessment questions which are identified in green. These allow teachers to



Move Impact

Each unit is mapped against the progression documents to ensure that learners develop detailed knowledge and skills across the full breadth of the PE curriculum through engaging and age-appropriate curriculum content. Our indoor units are often themed with strong cross-curricular links to other subjects and topics, such as Romans and Traditional Tales. This all helps to make the learning memorable, allowing links to be made and ultimately creating a higher level of engagement and understanding. Attainment and progress can be measured using our assessment spreadsheets. The high quality and consistent approach to PE teaching, that is a feature of the Twinkl Move PE lessons, should significantly improve attainment in knowledge and skills in PE.

The impact of using the full range of Move resources, including display materials, will increase the profile of sport, PE and physical activity across the school. With technical PE vocabulary displayed, spoken and used by all learners, the learning environment will be more consistent across both key stages. Whole school and parental engagement will be improved through the use of active assemblies and PE-specific home learning tasks.



Games

Progression Grid

Early Years Outcomes

The main Early Years Outcomes covered in the Games units are:

- Develop confidence, competence, precision and accuracy when engaging in activities that involve a ball. (PD: Reception)
- Further develop and refine a range of ball skills including: throwing, catching, kicking, passing, batting and aiming. (PD: Reception)
- I can negotiate space and obstacles safely, with consideration for myself and others. (PD: ELG)
- I can demonstrate my strength, balance and coordination. (PD: ELG)
- I can move energetically, when running, jumping, dancing, hopping, skipping and climbing. (PD: ELG)

KS1 National Curriculum Aims

Pupils should develop fundamental movement skills, become increasingly competent and confident and access a broad range of opportunities to extend their agility, balance and coordination, individually and with others. They should be able to engage in competitive (both against self and against others) and co-operative physical activities, in a range of increasingly challenging situations. Pupils should be taught to:



- master basic movements including running, jumping, throwing and catching, as well as developing balance, agility and co-ordination, and begin to apply these in a range of activities;
- participate in team games, developing simple tactics for attacking and defending;
- perform dances using simple movement patterns.




KS2 National Curriculum Aims





Pupils should continue to apply and develop a broader range of skills, learning how to use them in different ways and to link them to make actions and sequences of movement. They should enjoy communicating, collaborating and competing with each other. They should develop an understanding of how to improve in different physical activities and sports and learn how to evaluate and recognise their own success. Pupils should be taught to:

- use running, jumping, throwing and catching in isolation and in combination;
- play competitive games, modified where appropriate [for example, badminton, basketball, cricket, football, hockey, netball, rounders and tennis], and apply basic principles suitable for attacking and defending;
- develop flexibility, strength, technique, control and balance [for example, through athletics and gymnastics];
- compare their performances with previous ones and demonstrate improvement to achieve their personal best.



	Reception	Year 1	Year 2	Year 3	Year 4	Year 5	Year 6
	Health and Fitness						
	Describe how the body feels when still and when exercising.	Describe how the body feels before, during and after exercise. Carry and place equipment safely.	Recognise and describe how the body feels during and after different physical activities. Explain what they need to stay healthy.	Recognise and describe the effects of exercise on the body. Know the importance of strength and flexibility for physical activity. Explain why it is important to warm up and cool down.	Describe how the body reacts at different times and how this affects performance. Explain why exercise is good for your health. Know some reasons for warming up and cooling down.	Know and understand the reasons for warming up and cooling down. Explain some safety principles when preparing for and during exercise.	Understand the importance of warming up and cooling down. Carry out warm-ups and cool-downs safely and effectively. Understand why exercise is good for health, fitness and wellbeing. Know ways they can become healthier.
	Striking and Hitting a Ball						
	Hit a ball with a bat or racquet.	Use hitting skills in a game. Practise basic striking, sending and receiving.	Strike or hit a ball with increasing control. Learn skills for playing striking and fielding games. Position the body to strike a ball.	Demonstrate successful hitting and striking skills. Develop a range of skills in striking (and fielding where appropriate). Practise the correct batting technique and use it in a game. Strike the ball for distance.	Use a bat, racquet or stick (hockey) to hit a ball or shuttlecock with accuracy and control. Accurately serve underarm. Build a rally with a partner. Use at least two different shots in a game situation. Use hand-eye coordination to strike a moving and a stationary ball.	Use different techniques to hit a ball. Identify and apply techniques for hitting a tennis ball. Explore when different shots are best used. Develop a backhand technique and use it in a game. Practise techniques for all strokes. Play a tennis game using an overhead serve.	Hit a bowled ball over longer distances. Use good hand-eye coordination to be able to direct a ball when striking or hitting. Understand how to serve in order to start a game.

	Reception	Year 1	Year 2	Year 3	Year 4	Year 5	Year 6
	Throwing and Catching a Ball						
	Roll equipment in different ways. Throw underarm. Throw an object at a target. Catch equipment using two hands.	Throw underarm and overarm. Catch and bounce a ball. Use rolling skills in a game. Practise accurate throwing and consistent catching.	Throw different types of equipment in different ways, for accuracy and distance. Throw, catch and bounce a ball with a partner. Use throwing and catching skills in a game. Throw a ball for distance. Use hand-eye coordination to control a ball. Vary types of throw used.	Throw and catch with greater control and accuracy. Practise the correct technique for catching a ball and use it in a game. Perform a range of catching and gathering skills with control. Catch with increasing control and accuracy. Throw a ball in different ways (e.g. high, low, fast or slow). Develop a safe and effective overarm bowl.	Develop different ways of throwing and catching.	Consolidate different ways of throwing and catching, and know when each is appropriate in a game.	Throw and catch accurately and successfully under pressure in a game.
	Travelling with a Ball						
	Move a ball in different ways, including bouncing and kicking. Use equipment to control a ball.	Travel with a ball in different ways. Travel with a ball in different directions (side to side, forwards and backwards) with control and fluency.	Bounce and kick a ball whilst moving. Use kicking skills in a game. Use dribbling skills in a game.	Move with the ball in a variety of ways with some control. Use two different ways of moving with a ball in a game.	Move with the ball using a range of techniques, showing control and fluency.	Use a variety of ways to dribble in a game with success. Use ball skills in various ways, and begin to link together.	Show confidence in using ball skills in various ways in a game situation, and link these together effectively.
	Passing a Ball						
	Kick an object at a target.	Pass the ball to another player in a game. Use kicking skills in a game.	Know how to pass the ball in different ways.	Pass the ball in two different ways in a game situation with some success.	Pass the ball with increasing speed, accuracy and success in a game situation.	Pass a ball with speed and accuracy using appropriate techniques in a game situation.	Choose and make the best pass in a game situation and link a range of skills together with fluency, e.g. passing and receiving the ball on the move.
	Possession						
				Know how to keep and win back possession of the ball in a team game.	Occasionally contribute towards helping their team to keep and win back possession of the ball in a team game.	Keep and win back possession of the ball effectively in a team game.	Keep and win back possession of the ball effectively and in a variety of ways in a team game.
	Using Space						
	Move safely around the space and equipment. Travel in different ways, including sideways and backwards.	Use different ways of travelling in different directions or pathways. Run at different speeds. Begin to use space in a game.	Use different ways of travelling at different speeds and following different pathways, directions or courses. Change speed and direction whilst running. Begin to choose and use the best space in a game.	Find a useful space and get into it to support teammates.	Make the best use of space to pass and receive the ball.	Demonstrate an increasing awareness of space.	Demonstrate a good awareness of space.

	Reception	Year 1	Year 2	Year 3	Year 4	Year 5	Year 6
	Attacking and Defending						
	Play a range of chasing games.	<p>Begin to use the terms attacking and defending.</p> <p>Use simple defensive skills such as marking a player or defending a space.</p> <p>Use simple attacking skills such as dodging to get past a defender.</p>	<p>Begin to use and understand the terms attacking and defending.</p> <p>Use at least one technique to attack or defend to play a game successfully.</p>	<p>Use simple attacking and defending skills in a game.</p> <p>Use fielding skills to stop a ball from travelling past them.</p>	<p>Use a range of attacking and defending skills and techniques in a game.</p> <p>Use fielding skills as an individual to prevent a player from scoring.</p>	<p>Choose the best tactics for attacking and defending.</p> <p>Shoot in a game.</p> <p>Use fielding skills as a team to prevent the opposition from scoring.</p>	<p>Think ahead and create a plan of attack or defence.</p> <p>Apply knowledge of skills for attacking and defending.</p> <p>Work as a team to develop fielding strategies to prevent the opposition from scoring.</p>
	Tactics and Rules						
	Follow simple rules.	<p>Follow simple rules to play games, including team games.</p> <p>Use simple attacking skills such as dodging to get past a defender.</p> <p>Use simple defensive skills such as marking a player or defending a space.</p>	<p>Understand the importance of rules in games.</p> <p>Use at least one technique to attack or defend to play a game successfully.</p>	<p>Apply and follow rules fairly.</p> <p>Understand and begin to apply the basic principles of invasion games.</p> <p>Know how to play a striking and fielding game fairly.</p>	<p>Vary the tactics they use in a game.</p> <p>Adapt rules to alter games.</p>	<p>Know when to pass and when to dribble in a game.</p> <p>Devise and adapt rules to create their own game.</p>	<p>Follow and create complicated rules to play a game successfully.</p> <p>Communicate plans to others during a game.</p> <p>Lead others during a game.</p>
	Compete/Perform						
	<p>Control my body when performing a sequence of movements.</p> <p>Participate in simple games.</p>	<p>Perform using a range of actions and body parts with some coordination.</p> <p>Begin to perform learnt skills with some control.</p> <p>Engage in competitive activities and team games.</p>	<p>Perform sequences of their own composition with coordination.</p> <p>Perform learnt skills with increasing control.</p> <p>Compete against self and others.</p>	<p>Develop the quality of the actions in their performances.</p> <p>Perform learnt skills and techniques with control and confidence.</p> <p>Compete against self and others in a controlled manner.</p>	<p>Perform and apply skills and techniques with control and accuracy.</p> <p>Take part in a range of competitive games and activities.</p>	<p>Consistently perform and apply skills and techniques with accuracy and control.</p> <p>Take part in competitive games with a strong understanding of tactics and composition.</p>	<p>Perform and apply a variety of skills and techniques confidently, consistently and with precision.</p> <p>Take part in competitive games with a strong understanding of tactics and composition.</p>
	Evaluate						
	<p>Talk about what they have done.</p> <p>Talk about what others have done.</p>	<p>Watch and describe performances.</p> <p>Begin to say how they could improve.</p>	<p>Watch and describe performances, and use what they see to improve their own performance.</p> <p>Talk about the differences between their work and that of others.</p>	<p>Watch, describe and evaluate the effectiveness of a performance.</p> <p>Describe how their performance has improved over time.</p>	<p>Watch, describe and evaluate the effectiveness of performances, giving ideas for improvements.</p> <p>Modify their use of skills or techniques to achieve a better result.</p>	<p>Choose and use criteria to evaluate own and others' performance.</p> <p>Explain why they have used particular skills or techniques, and the effect they have had on their performance.</p>	<p>Thoroughly evaluate their own and others' work, suggesting thoughtful and appropriate improvements.</p>